



SlimTouch™ 4010

Wireless Air Mouse Remote



Model: WKB-4010

Quick Guide

English

www.adesso.com

①

LIMITED WARRANTY

ADESSO provides one year limited warranty for the quality of all its products in materials and workmanship.

During this period, ADESSO will repair or replace all merchandise, which proved to be defective. However, ADESSO will not warranty any product which has been subjected to improper freight handling, shipping abuse, neglect or unauthorized repair or installation. The warranty also will not cover products installed with Non-ADESSO components and product with broken sealed and assembly trace. After replacement of RMA, ADESSO reserves the right to request the total cost of the replacement products with broken seals or assembly trace.

If you discover a defect, Adesso will, at its option, repair or replace the product at no charge to you, provided you return it during the warranty period with transportation charges pre-paid to Adesso. You must contact Adesso at support@adesso.com for a Return Merchandise Authorization number (RMA) prior to returning any product. For each product returned for warranty service, please include your name, shipping address (no P.O. Box), telephone number, copy of the bill of sale as proof of purchase and have the package clearly marked with your RMA number.

SUPPORT

We have listed most of our FAQ's (Frequently Asked Questions) at: <http://www.adesso.com/faqs.asp>. Please visit our FAQ Service & Support pages before you contact our E-mail or Telephone Support.

Email Support: If our FAQ's do not help you resolve your issues, please email support@adesso.com

Telephone Support:
Toll Free: (800) 795-6788
9:00AM to 5:00PM PST Monday - Friday

②

INTRODUCTION

Take control of your Smart TV or your computer in the palm of your hand with the Adesso WKB-4010UB Wireless Air Mouse Remote! With the Wireless 2.4 GHz Technology, you can be a comfortable distance away & still access various shortcuts, even browse the internet, search for your favorite videos or songs, navigate to your favorite shows... endless possibilities! No matter if you are holding a meeting, having a class, or giving a presentation you can freely interact with your audience by using the Wireless Air Mouse Remote to control your monitor and PPT. With the Adesso Wireless Air Mouse Remote you can sit, relax, present, or enjoy entertainment the way it was meant to be!

SPECIFICATIONS

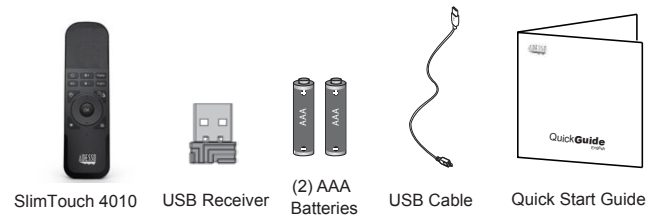
- Receiver (Dongle): Nano Style
- Working Range: 2.4G wireless, up to 30 ft (10m)
- Transmit Power: Less than +4db
- Sleep Mode Current: 30uA
- Operating Voltage: 3v
- Battery Type: (2) AAA Batteries
- Dimensions: 5.2 x 1.6 x 0.8" (132 mm x 40mm x 22mm)
- Weight: 0.14 lbs (65g)

REQUIREMENTS

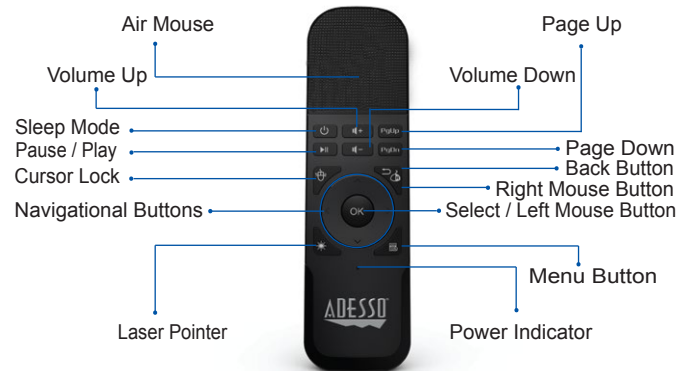
- Operating System: Windows®8/ 7 / Vista / XP / 2000; Linux Debian 3.1, Redhat-9.0, Ubuntu-8.10, Fedora-7.0 tested ; Android OS (with standard USB interface)
- Available USB port

③

CONTENTS



DESCRIPTION



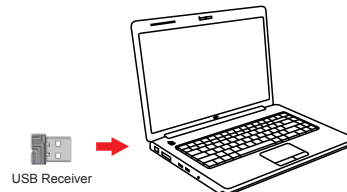
④

INSTALLATION

1. Insert 2 AAA batteries into the battery compartment of your remote.



2. Turn ON your computer and plug in the USB receiver into your computer or device's available USB port. The remote will automatically pair with the USB receiver due to the plug n play feature. Use gestures with the remote to confirm cursor movement on your screen.



⑤

USING THE AIR MOUSE

- The Air mouse feature relies on specific keys to activate. In open status, any movement or gesture you make in any direction, the mouse will follow to help you perform the moving, clicking, dragging, etc..
- At any time, you can click the Switch button to lock the mouse and the device you are using the mouse with will enter sleep mode. In locked status, you can click any key to reenable or "wake" the remote.

AUTO SLEEP AND WAKE FEATURE

• The keyboard has a built-in "Auto Sleep" and "Wake-up" feature. When not in operation for 2-3 minutes, the keyboard will enter sleep mode to automatically save battery life and power. In sleep status, all LED indicators are off. Pressing any key on the keyboard at any time will wake it up.

NOTES AND TIPS:

- When the battery is low, the low-battery light will blink to warn when its time to replace batteries.
- The unit will be automatically be turned off if the batteries have been fully depleted. At this point you would need to replace the 2 AAA batteries.
- Never try to open or repair this product yourself.
- Keep this device away from fluids, such as water. or cleaning solvents.
- The battery will discharge if it is stored for a long time without operation.
- Do not expose the device in extreme heat or cold environment, this will shorten the battery life.

⑥